



WOODMARK
BY LUXMY FURNITURE



AMELIA & HER SISTERS

Playing with the intersection of simple geometric forms, Keith Melbourne designed a chair with more complex and sophisticated lines. Applying the same design principles the original Amelia chair was expanded into a range of complimentary pieces. "During development these pieces became affectionately referred to as Amelia's sisters so I tried to find fitting names for them".

The Amelia family includes:

Amelia chair, Ella armchair (Amelia's 'big sister' with arms and a higher back), Sophie 2-seater settee, Lucy ottoman, Rose coffee table, Cecelia side table, Tara Stool

MATERIALS Plywood Frame, High grade Foam,
Linished Steel legs


DESIGNER Keith Melbourne

ENVIRONMENTAL CERTIFICATIONS ISO 14001 Certificate, GECA Certified

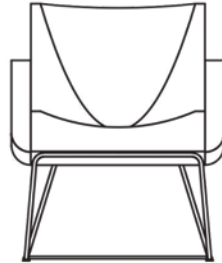
WARRANTY 10 year conditional



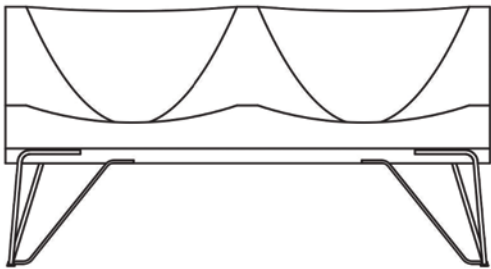
WOODMARK
BY LUXMY FURNITURE



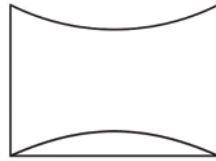
W 600mm D 690mm H 735mm SH 415mm
AMELIA SIDE CHAIR



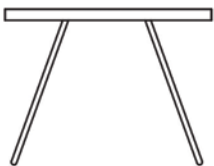
W 660mm D 705mm H 785mm SH 415mm
ELLA ARMCHAIR




W 1400mm D 690mm H 735mm SH 415mm
SOPHIE 2 SEATER



DIAMETER 600 H 4436mm
TARA STOOL



W 600mm D 600mm H 450mm
CECELIA SIDE TABLE



W 1200mm D 600mm H 350mm
ROSE COFFEE TABLE